

28TH DÜSSELDORF INTERNATIONAL
ENDOSCOPY SYMPOSIUM
FEBRUARY 5 — 7, 2026
MARITIM HOTEL DÜSSELDORF, AIRPORT CITY
P R O G R A M M



28th DÜSSELDORF INTERNATIONAL ENDOSCOPY SYMPOSIUM

February 5 – 7, 2026
Maritim Hotel, Airport City, Düsseldorf
www.endo-duesseldorf.com

Scientific Directors

Torsten Beyna, MD, PD
Horst Neuhaus, MD, Prof.
Evangelisches Krankenhaus Düsseldorf

Congress Coordinators

Nicole Balasus, MD
Tobias Dertmann, MD
Philipp Euler, MD
Rachel Heise-Ginsburg, MD
Jörg Höllerich, MD
Christoph Rüter, MD
Markus Schneider, MD
Maximilian Schneider, MD
Thomas Veiser, MD

In cooperation with



1913 **DGVS**

Deutsche Gesellschaft für
Gastroenterologie,
Verdauungs- und
Stoffwechselkrankheiten

Deutsche Gesellschaft für Gastroenterologie, Verdauungs- und
Stoffwechselkrankheiten e.V.

The symposium is endorsed by



Berufsverband Niedergelassener
Gastroenterologen Deutschlands e.V.

Berufsverband Niedergelassener Gastroenterologen Deutschlands e.V.



Deutsche Gesellschaft für Endoskopie und Bildgebende Verfahren e.V.



European Society of Gastrointestinal Endoscopy



Japan Gastroenterological Endoscopy Society



WEO
World Endoscopy
Organization


World Endoscopy Organization

TABLE OF CONTENTS

Foreword	03
Overview	04
Scientific program	
Thursday, February 5	06
Friday, February 6	07
Saturday, February 7	10
Faculty	12
General information & registration	16
Industry	
Satellite symposia & meet the expert	18
Sponsors	21
Exhibition	22
Imprint	24
Floor plan	U3



Symposium Language

English (simultaneous translation into German only in room Maritim)
The program held only in German is marked with 

FOREWORD

Dear colleagues,

It is with great pleasure that we warmly invite you to the 28th edition of our International Endoscopy Symposium, taking place in February 2026! At our last event in February 2025, we were thrilled to once again welcome over 2,000 international attendees onsite in Düsseldorf.

As in previous years, the symposium will be hosted at the Maritim Hotel Airport City in Düsseldorf, offering an ideal setting for in-depth personal exchanges with colleagues, business partners, and friends of endoscopy from around the world.

Over the years, we have continuously expanded our digital infrastructure to enhance the symposium experience. As a participant, you will have the opportunity to watch the highlights in our media library for a year, ask questions to the chairs in the main hall via your cell phone and stay up to date with real-time updates on the symposium.

Given the tremendous success in recent years, we are once again complementing the symposium with a certified hands-on course on the first day. This course, guided by both international and national experts, offers training in both fundamental techniques and advanced endoscopic therapies. Due to high demand in previous years, early registration is highly recommended!

As is tradition, Thursday's program will feature high-profile satellite symposia from participating industry partners, making an early arrival particularly rewarding.

Once again, renowned experts from across the globe will gather in Düsseldorf, fostering valuable international knowledge exchange. The program will feature:

- Live demonstrations from the Evangelisches Krankenhaus Düsseldorf
- Mini and satellite symposia
- A dedicated satellite symposium for nurses
- State of the Art lectures
- Interactive breakout sessions (Snack with the Experts)

The success of our concept is reflected in the high attendance rates and outstanding participant feedback from previous symposia.

Together with our esteemed faculty, the congress organization COCS, our technical partner LUX AV, and our dedicated team, we look forward to welcoming you once again in Düsseldorf for an exciting and enriching event!





Torsten Beyna



Horst Neuhaus

OVERVIEW

Thursday	Room Mauritius	Room Peking	Room Teneriffa
09.30	Hands-on Session 1 €		
10.30			
11.15		Risikoanalyse in der Aufbereitung flexibler Endoskope 18	
12.30	Hands-on Session 2 €	Advancing ERCP: Navigating Complexity Through Shared Expertise 18	
13.30			
14.30		EUS for HPB Endoscopy: Imaging, Tissue Acquisition, Workflow 19	
15.30	Hands-on Session 3 €	Welcome, Future: The new Era in Diagnosis and Interventions 19	
16.30			
17.30		Optimizing Sustainable Endoscopic Care 19	bng-Symposium: Der Weg in die Niederlassung 06 
18.30			

Friday	Room Maritim	Room Dubai	Room Mauritius	Room Teneriffa
08.30 – 10.15	Introduction & Live Demonstrations I 07			
10.15 – 10.45	Break & visit of exhibition			
10.45 – 11.30	1 st Mini Symposium: Endoscopic diagnosis and treatment of Barrett's esophagus 07			
11.30 – 13.05	Live Demonstrations II 07			
13.05 – 14.10	Break & visit of exhibition			
13.15 – 14.00		Early Intervention with Advanced Therapies: Transforming IBD Outcomes 20	Innovations in GI: Exploring new techniques and mastering advanced electro-surgical modes 20	Primary DAT Closure to Stricture Prevention via VAC-Stent 20
14.10 – 16.00	Live Demonstrations III 07			
16.00 – 16.30	Break & visit of exhibition	Young Endoscopists' Symposium (JUGA meets EYE) 09	Symposium für Pflege- und Assistenzpersonal 08 	
16.30 – 17.15	2 nd Mini Symposium: Multimodal biliary interventions in difficult ERCP & altered anatomy 08			
17.30 – 18.30	Snack with the experts A – G (room information onsite) 09			

OVERVIEW

Saturday	Room Maritim	Room Dubai	Room Teneriffa
08.30 – 09.20	3 rd Mini Symposium: Avoiding and managing of (endoscopic) adverse events 10		
09.20 – 09.45	1 st State of the Art Lecture: How will AI affect endoscopy 10		
09.45 – 10.15	Break & visit of exhibition		
10.15 – 12.05	Live Demonstrations IV 10		
12.05 – 13.00	Break & visit of exhibition		
12.15 – 12.50		9 Monate  TREMIFYA® – CED Experten ziehen Bilanz 20	From Sky to Scope. Teamwork, Risk Management, Patient Safety 20
13.00 – 13.35	Outcomes of live procedures of the first day 10		
13.35 – 13.55	2 nd State of the Art Lecture: Regenerative endoscopy: a disruptive approach to complex cases 10		
13.55 – 15.40	4 th Mini Symposium: New Techniques and Technologies 11		
15.40	Invitation 2027 11		

 scientific program

 industry symposia

 hands-on courses (limited places; 120 Euro/session)

€ separately bookable at an additional cost

Hands-on courses on new techniques and devices

Room Mauritius

“Basic” courses are dedicated to endoscopists with no or limited practice in a specific procedure. “Advanced” courses enable experiences to be expanded for those who already have basic skill in clinical practice. In each session of 2 h one tutor will teach 6 participants.

Chair: C. Rüther, Düsseldorf; H. Otto, Hamburg; I. Steinbrück, Freiburg

Preliminary tutors: A. Eickhoff, S. Nagl, S. Varadarajulu, R. Pouw, M. Kaminski, J. Jacques, M. Ibrahim, I. Boskoski, P. Bhandari, M. Arvanitakis, R. Bisshops, M. Khashab, P. Sharma, C. Hassan

09.30

Session 1

- | | |
|------------------------------|---------------------------------------|
| 1) Basic: ESD upper GIT | 4) Advanced: POEM |
| 2) Basic: EMR lower GIT | 5) Advanced: Management of bleeding |
| 3) Basic: EUS interventional | 6) Advanced: ERCP with cholangioscopy |

12.30

Session 2

- | | |
|----------------------------------|----------------------------------|
| 7) Basic: EMR upper GIT | 10) Advanced: ESD upper GIT |
| 8) Basic: Management of bleeding | 11) Advanced: Defect closure |
| 9) Basic: ERCP | 12) Advanced: EUS interventional |

15.30

Session 3

- | | |
|-----------------------------|----------------------------------|
| 13) Basic: EMR upper GIT | 16) Advanced: ESD upper GIT |
| 14) Basic: Defect closure | 17) Advanced: EUS interventional |
| 15) Basic: Barrett ablation | 18) Advanced: EMR lower GIT |

17.00 – 18.30

bng-Symposium

Room Teneriffa



Der Weg in die Niederlassung

Vorsitz: S. Hörster, Mönchengladbach; M. Reichert, Nufringen

17.00

Weiterbildung in der Praxis, wie geht das?
B. Brodin, Neuss; B. Nottinger, Neuss

17.20

Wirtschaftliche Überlegungen und Rahmenbedingungen bei der Praxisübernahme
U. Tappe, Hamm

17.40

Endoskopie in der Praxis! Wir machen nicht nur Vorsorge!
M. Schneider, Mönchengladbach & Düsseldorf

18.00

Zusammenfassung und Diskussion
S. Hörster, Mönchengladbach; M. Reichert, Nufringen

Industry symposia all day long [details on pages 18 – 19]

SCIENTIFIC PROGRAM | Friday, February 6, 2026

- 08.30 – 08.40** **Welcome and Introduction** **Room Maritim**
T. Beyna, Düsseldorf
- 08.40 – 10.15** **Live Demonstrations I** **Room Maritim**
Chair: T. Beyna, Düsseldorf
Panel: C. Hassan, Milan; H. Inoue, Tokyo; J. Jacques, Limoges; R. Pouw, Utrecht; G. Rettig, Berlin; P. Sharma, Kansas City
- 10.15 – 10.45 Break & visit of exhibition
- 10.45 – 11.30** **1st Mini Symposium** **Room Maritim**
Endoscopic diagnosis and treatment of Barrett's esophagus and associated neoplasia
Chair: R. Bisshops, Leuven; A. Meining, Würzburg; J. Pohl, Hamburg
- 10.45 Surveillance and diagnosis of dysplasia using new technologies and AI
P. Sharma, Kansas City
- 11.00 Treatment strategies for (early) visible lesions and invisible dysplasia
P. Bhandari, Portsmouth
- 11.15 New paradigm: organ preservation after non-curative resection – Who needs additional therapy?
R. Pouw, Utrecht
- 11.30 – 13.05** **Live Demonstrations II** **Room Maritim**
Chair: J. Devière, Brussels
Panel: P. Bhandari, Portsmouth; R. Bisshops, Leuven; A. Brückner, Essen; T. Itoi, Tokyo; A. Meining, Würzburg; S. Nagl, Augsburg
- 13.05 – 14.10 Break & visit of exhibition
- 13.15 – 14.00** **Industry lunch symposia** (details on page 20)
- 14.10 – 16.00** **Live Demonstrations III** **Room Maritim**
Chair: H. Neuhaus, Düsseldorf
Panel: M. Arvanitakis, Brussels; I. Boskoski, Rome; M. Ibrahim, Cairo; M. Kaminski, Warsaw; M. Khashab, Baltimore; L. Ludwig, Dornstadt
- 16.00 – 16.30 Break & visit of exhibition

16.30 – 17.15 2nd Mini Symposium Room Maritim

Multimodal biliary interventions in difficult ERCP and altered anatomy

Chair: M. Arvanitakis, Brussels; J. Jacques, Limoges; M. Khashab, Baltimore

- 16.30 Avoid failure of ERCP: advanced cannulation techniques
N. Reddy, Hyderabad
- 16.45 Distal biliary obstruction: ERCP or EUS for drainage?
T. Rösch, Hamburg
- 17.00 EUS-guided techniques in inaccessible papilla and/or altered anatomy
T. Itoi, Tokyo

16.15 – 17.45 Symposium für Pflege- und Assistenzpersonal Room Mauritius



Vorsitz: J. Pohl, Hamburg; U. Pfeifer, Düsseldorf; A. Hann, Würzburg

- 16.15 Lernen aus kritischen Situationen: Erkenntnisse und Strategien bei der Sedierung in endoskopischen Interventionen - mit interaktiven Fallbesprechungen
Sedierung in der Endoskopie – Umgang mit Hochrisikopatienten
J. Pohl, Hamburg
- 16.45 Innovative Ansätze in Prävention und Therapie zur Vermeidung von Komplikationen - mit interaktiven Fallbesprechungen
EUS-HGS-GE-EDGE-Rendezvousverfahren: Eine Herausforderung für das Team
A. Eickhoff, Hanau
- 17.15 Innovationen in der Endoskopie: Zukunftsperspektiven der KI in Klinik und Ausbildung für Assistenz des Arztes
A. Hann, Würzburg

16.10 – 17.20 Young Endoscopists' Symposium (JUGA meets EYE) Room Dubai
Innovations in endoscopy training and technologies

Chair: S. Reichermeier, Landau; J. Zessner-Spitzenberg, Wien; F. Michael, Frankfurt; K. Hamesch, Aachen

Panel: A. Meining, Würzburg; R. Bisshops, Leuven; P. Sharma, Kansas City

16.10 Education today & tomorrow across countries
N. Krapp, Augsburg; L. Debels, Brussels

16.35 Polyp quiz – Detection & resection
L. Welsch, Hanau; G. Antonelli, Rome; N. Abedin, Frankfurt

17.05 Endoscopic surveillance in inflammatory bowel disease
S. Reichermeier, Landau; K. Hamesch, Aachen

17.30 – 18.30 Snack with the experts Room information onsite

Case-based, interactive discussions in a relaxed atmosphere

A) Flat colorectal lesions: resection techniques, prevention and treatment of recurrences

J. Jacques, Limoges; M. Kaminski, Warsaw; H. Messmann, Augsburg; H. Neuhaus, Düsseldorf

B) Optimizing ESD and submucosal endoscopy: techniques, tips, results
T. Beyna, Düsseldorf; P. Bhandari, Portsmouth; N. Yahagi, Tokyo; P. Zhou, Shanghai

C) Endoscopic closure techniques: clipping, suturing, stents, EVT
I. Boskoski, Rome; R. Pouw, Utrecht; S. Nagl, Augsburg

D) EUS-assisted biliary drainage and gastrointestinal anastomoses
T. Itoi, Tokyo; M. Khashab, Baltimore; T. Veiser, Düsseldorf

E) Pancreatic cystic neoplasms: rational (endoscopic) management
J. Devière, Brussels; M. Ibrahim, Cairo; S. Varadarajulu, Orlando

F) Improving quality of diagnostic upper GI endoscopy
R. Bisshops, Leuven; C. Hassan, Milan; H. Inoue, Tokyo; T. Rösch, Hamburg

G) Endoscopic management of biliary and pancreatic strictures
M. Arvanitakis, Brussels; G. Costamagna, Rome; N. Reddy, Hyderabad

08.30 – 09.20 3rd Mini Symposium Room Maritim

Avoiding and managing of (endoscopic) adverse events

Chair: G. Costamagna, Rome; W. Hartwig, Düsseldorf; H. Neuhaus, Düsseldorf

08.30 Intra- and post-procedural perforations and bleeding
N. Yahagi, Tokyo

08.45 Endoscopic management of surgical complications
M. Arvanitakis, Brussels

09.00 EUS Disasters: how to recognize them, fix them, and save the case
M. Khashab, Baltimore

09.20 – 09.45 1st State of the Art Lecture Room Maritim

Introduction: H. Inoue, Tokyo

How will AI affect endoscopy:

in diagnostics? *C. Hassan, Milan*
in quality assessment and reporting? *P. Sharma, Kansas City*

09.45 – 10.15 Break & visit of exhibition

10.15 – 12.05 Live Demonstrations IV Room Maritim

Chair: H. Messmann, Augsburg

*Panel: I. Boskoski, Rome; A. Eickhoff, Hanau; J. Pohl, Hamburg;
N. Reddy, Hyderabad; S. Varadarajulu, Orlando; P. Zhou, Shanghai*

12.05 – 13.00 Break & visit of exhibition

12.15 – 12.50 Industry meet the expert (details on page 20)

13.00 – 13.35 Outcomes of live procedures of the first day Room Maritim

Chair: P. Bhandari, Portsmouth; R. Bisshops, Leuven; A. Eickhoff, Hanau
Case Presentation: P. Euler, Düsseldorf; A. Tannapfel, Bochum

13.35 – 13.55 2nd State of the Art Lecture Room Maritim

Introduction: T. Rösch, Hamburg

Regenerative endoscopy: a disruptive approach to complex cases

I. Boskoski, Rome

- 13.55 – 15.40** **4th Mini Symposium** **Room Maritim**
New Techniques and Technologies
Chair: T. Beyna, Düsseldorf; M. Ibrahim, Cairo; S. Nagl, Augsburg
- 13.55 Optimizing EUS-Imaging: how can we use basic settings and new technologies to get the best image possible?
S. Varadarajulu, Orlando
- 14.10 Endoscopic treatment of the appendix: drainage and resection?
P. Zhou, Shanghai
- 14.25 Optimizing colonic ESD
J. Jacques, Limoges
- 14.40 Personalized endoscopic treatment of Zenker’s diverticulum
M. Kaminski, Warsaw
- 14.55 Role of endoscopy and AI in managing IBD
R. Bisshops, Leuven
- 15.10 New tools to diagnose GERD and Achalasia
H. Inoue, Tokyo
- 15.25 How can underwater technique optimize endoscopic resection and 3rd space endoscopy?
A. Meining, Würzburg
- 15.40** **Invitation to the 29th International Endoscopy Symposium in January 2027**
Torsten Beyna, Horst Neuhaus



Arvanitakis, Marianna, MD, Prof.
Dpt. of Gastroenterology and
Hepato-Pancreatology
Universite Libre des Bruxelles
Brussels, Belgium



Hassan, Cesare, MD, Prof.
Dpt. of Gastroenterology
Humanitas University
Milan, Italy



Bhandari, Pradeep, MD, Prof.
Dpt. of Gastroenterology
Mayo Clinic London
London, England



Ibrahim, Mostafa, MD, Prof.
Dpt. of International and
Comparative Education
The American University Cairo
Cairo, Egypt



Bisshops, Raf, MD, Prof.
Dpt. of Gastroenterology and
Hepatology
University Hospitals Leuven
Leuven, Belgium



Inoue, Haruhiro, MD, Prof.
Digestive Diseases Center
Showa University Koto Toyosu
Hospital
Tokyo, Japan



Boskoski, Ivo, MD, Prof.
Fondazione Policlinico
Universitario Agostino Gemelli
IRCCS
Università Cattolica del Sacro
Cuor
Rome, Italy



Itoi, Takao, MD, Prof.
Dpt. of Gastroenterology and
Hepatology
Tokyo Medical University
Tokyo, Japan



Costamagna, Guido, MD, Prof.
Center of Gastroenterology,
Endocrinology and Metabolic
Diseases
Ospedale Isola Tiberina,
Gemelli Isola
Rome, Italy



Jacques, Jérémie, MD, Prof.
Dpt. of Gastroenterology and
Hepatology
Centre Hospitalier Universitaire
de Limoges
Limoges, France



Devière, Jacques, MD, Prof.
Dpt. of Gastroenterology and
Hepato-Pancreatology
Universite Libre des Bruxelles
Brussels, Belgium



Kaminski, Michal, MD, Prof.
Department of Oncological
Gastroenterology
National Research Institute of
Oncology
Warsaw, Poland



Khashab, Mouen, MD, Prof.
Division of Gastroenterology
and Hepatology
Johns Hopkins Hospital,
Baltimore, The United States



Zhou, Pinghong, MD, Prof.
Endoscopy Center
Zhongshan Hospital of Fudan
University
Shanghai, China



Pouw, Roos, MD
Dept. of Gastroenterology,
University Medical Center
Utrecht
Utrecht, The Netherlands



Reddy, Nageshwar, MD, Prof.
Gastroenterology & Therapeutic
Endoscopy
Asian Institut of Gastroen-
terology
Hyderabad, India



Sharma Praatek, MD, Prof.
Dpt. of Gastoenterology,
Hepatology and Motility
The University of Kansas
Medical Center
Kansas City, The United States



Varadarajulu, Shyam, MD
Digestive Health Institute
Orlando Health
Orlando, The United States



Yahagi, Naohisa, MD, Prof.
Division of Research and
Development for Minimally
Invasive Treatment
Cancer Center, Keio University
School of Medicine
Tokyo, Japan



Brückner, Annette
Klinik für Innere Medizin und
Gastroenterologie
Elisabeth-Krankenhaus
Essen



Otto, Helge, MD
Innere Medizin I
Asklepios Klinik Altona
Hamburg



Eickhoff, Axel, MD, PD
Klinik für Gastroenterologie,
Diabetologie und Infektiologie
Klinikum Hanau GmbH
Hanau



Pohl, Jürgen, MD, Prof.
Innere Medizin I
Asklepios Klinik Altona
Hamburg



Hann, Alexander, MD, Prof.
Medizinische Klinik und
Poliklinik II
Universitätsklinikum
Würzburg



Rettig, Gudrun
Innere Medizin I
Sana Kliniken
Berlin



Ludwig, Leopold, MD, Prof.
Gastroenterologische Schwer-
punktpraxis Ludwig & Güthle
Dornstadt



Rösch, Thomas, MD, Prof.
Klinik für Interdisziplinäre
Endoskopie
Universitätsklinikum
Hamburg-Eppendorf



Meining, Alexander, MD, Prof.
Medizinische Klinik und
Poliklinik II
Universitätsklinikum
Würzburg



Steinbrück, Ingo, MD
Medizinische Klinik
Evangelisches Diakonie-
krankenhaus
Freiburg



Messmann, Helmut, MD, Prof.
III. Medizinische Klinik
Universitätsklinikum
Augsburg



Tannapfel, Andrea, MD, Prof.
Institut für Pathologie
Ruhr-Universität
Bochum



Nagl, Sandra, MD
III. Medizinische Klinik
Universitätsklinikum
Augsburg



Balasus, Nicole, MD
Medizinische Klinik
Evangelisches Krankenhaus
Düsseldorf



Neuhaus, Horst, MD, Prof.
Interdisziplinäre
Facharztambulanz RKM740
Düsseldorf



Beyna, Torsten, MD, PD
Medizinische Klinik
Evangelisches Krankenhaus
Düsseldorf



Pfeifer, Ute, Dr. rer. cur.
Medizinische Klinik
Evangelisches Krankenhaus
Düsseldorf



Dertmann, Tobias, MD
Medizinische Klinik
Evangelisches Krankenhaus
Düsseldorf



Rüther, Christoph, MD
Medizinische Klinik
Evangelisches Krankenhaus
Düsseldorf



Euler, Philipp, MD
Medizinische Klinik
Evangelisches Krankenhaus
Düsseldorf



Schneider, Markus, MD
Medizinische Klinik
Evangelisches Krankenhaus
Düsseldorf



Hartwig, Werner, MD, Prof.
Chirurgische Klinik
Evangelisches Krankenhaus
Düsseldorf



Schneider, Maximilian, MD
Medizinische Klinik
Evangelisches Krankenhaus
Düsseldorf



Heise-Ginsburg, Rachel, MD
Medizinische Klinik
Evangelisches Krankenhaus
Düsseldorf



Veiser, Thomas, MD
Medizinische Klinik
Evangelisches Krankenhaus
Düsseldorf



Höllerich, Jörg, MD
Medizinische Klinik
Evangelisches Krankenhaus
Düsseldorf

GENERAL INFORMATION & REGISTRATION

Venue

Maritim Hotel Düsseldorf, Airport City
Maritim-Platz 1, 40474 Düsseldorf

Opening hours registration desk onsite

Thursday, February 5, 2026, 08.30 – 18.00
Friday, February 6, 2026, 07.30 – 18.15
Saturday, February 7, 2026, 08.00 – 15.45

Website

www.endo-duesseldorf.com

Please find all important information and general terms on our website.



Registration

Please use the online registration on our website.

The registration fee includes admission to the scientific program and access to the media library (all highlights and previous years on demand):

Registration fees	until Dec 15, 2025	from Dec 16, 2025
Physician	EUR 160,-	EUR 190,-
Assistant Physician	EUR 120,-	EUR 140,-
Member of bng / DGE-BV / DGVS / ESGE / JGES / WEO*	EUR 120,-	EUR 140,-
Endoscopy nurse	EUR 40,-	EUR 60,-
Student*	EUR 20,-	EUR 30,-

**Please submit proof upon registration. Otherwise the regular conference fee will be charged.*

Accreditation

Recognition of the symposium will be applied at the Ärztekammer Nordrhein and at the EACCME-UEMS, as well as at the "Registrierung beruflich Pflegender".

The certificate of participation can be downloaded from your profile at www.cocs-registrierung.de approximately one week after the symposium.



Thursday, February 5, 2026

11.15 – 12.15 **Wassenburg** **Room Peking**



Risikoanalyse in der Aufbereitung thermolabiler flexibler Endoskope – was, wann, wie und warum?!

Vorsitz: M. Dreck, Coesfeld; P. Labonte, Uetersen

11.15 Die neue Anlage 8 der KRINKO/BfArM-Empfehlung und die damit verbundenen Risikoanalysen
P. Labonte, Uetersen

11.45 Die Umsetzung der in der Anlage 8 geforderten Risikoanalysen in der niedergelassenen Praxis
M. Dreck, Coesfeld

12.30 – 13.30 **Pentax Medical** **Room Peking**

Advancing ERCP: Navigating Complexity Through Shared Expertise

Chair: M. Arvanitakis, Brussels; H. Neuhaus, Düsseldorf

Decades of experience in ERCP and the importance of professional education along the journey
G. Costamagna, Rome

ERCP in difficult anatomy
I. Boskoski, Rome

Preventing adverse events in biliopancreatic endoscopy
A. Eickhoff, Hanau

Thursday, February 5, 2026

14.00 – 15.00 Olympus Room Peking

EUS for HPB Endoscopy: Imaging, Tissue Acquisition, Workflow

Chair: M. Arvanitakis, Brussels; T. Beyna, Düsseldorf

14.00 Imaging: Which diagnostic benefits can new modalities like Shearwave, Micro-vascular Imaging and 3D provide?
B. Braden, Münster

14.20 New ESGE guideline EUS guided tissue sampling: When and how do I perform EUS-FNB or EUS-FNA?
M. Arvanitakis, Brussels

14.40 Workflow: What is the current and future role of EUS in HPB endoscopy?
A. Wannhoff, Ludwigsburg

15.30 – 17.00 Fujifilm Room Peking

Welcome, Future: The new Era in Diagnosis and Interventions

Chair: T. Beyna, Düsseldorf; A. Ebigbo, Bochum

17.15 – 18.15 Boston Scientific Room Peking

Optimizing Sustainable Endoscopic Care: From Resection to Protection

Chair: T. Beyna, Düsseldorf; P. Bhandari, London; C. Gerges, Krefeld

Resection with Precision: Advancing Endoscopic Care
S. Nagl, Augsburg

Protection & Repair: Innovations in Closure Techniques
S.-H. Chon, Cologne

Education as the Foundation of Endoscopic Excellence
P. Bhandari, London

SATELLITE SYMPOSIA & MEET THE EXPERT

Friday, February 6, 2026

- 13.15 – 14.00** **Abbvie** **Room Dubai**
Early Intervention with Advanced Therapies: Transforming IBD Outcomes
Chair: L. Konopka, Wesseling; K. Streetz, Cologne
- 13.15 – 14.00** **Erbe** **Room Mauritius**
Innovations in GI: Exploring new techniques and mastering advanced electrosurgical modes
- 13.15 – 14.00** **MICRO-TECH** **Room Teneriffa**
NextGen complication prevention & management
From primary and prophylactic DAT Closure Device use to Stricture Prevention with VAC-Stent Systems
Chair: K. Kouladouros, Berlin; A. Ebigbo, Bochum
Speaker: R. Pouw, Utrecht; E. Wedi, Offenbach

Saturday, February 7, 2026



- 12.15 – 12.50** **Johnson & Johnson – Innovative Medicine** **Room Dubai**
 **9 Monate TREMFYA® (Guselkumab) – CED Experten ziehen erste Bilanz**
- 12.15 – 12.50** **Universitätsklinikum Ulm** **Room Teneriffa**
With kindly support of Olympus and Ovesco
From Sky to Scope. Teamwork, Risk Management, Patient Safety
Aviation-inspired strategies and concepts adapted to strengthen high-quality endoscopy teams
Chair: B. Walter, Ulm
Speaker: S. Arsian-Scherer, Frankfurt am Main; D. Walter, Wiesbaden



You can pick up your lunch snack in front of each symposium room.

SPONSORS – WE WOULD LIKE TO THANK YOU!

OLYMPUS

PENTAX®
MEDICAL

FUJIFILM
Value from Innovation

MT MICRO-TECH
ENDOSCOPY

erbe
power your performance.

**Boston
Scientific**
Advancing science for life™

abbvie

COOK®
MEDICAL

Falk
FOUNDATION e.V.

AOHUA

MTW®
Endoskopie Manufaktur

Johnson&Johnson

STERIS

Ambu

NORGINE

Medtronic

ALFASIGMA

FINEMEDIX

Lilly
A MEDICINE COMPANY

mandel+rupp
TaeWoong
MEDICAL

nexus | e&I

ooo | **ovesco**

Takeda

TILLOTTS PHARMA
ZERIA GROUP
GI-health is our passion™

WASSENBURG
medical

Take advantage of this opportunity and visit our exhibition on exciting new topics during the following hours:

Friday, February 6, 2026, 8.00 – 18.00

Saturday, February 7, 2026, 8.00 – 15.30

AbbVie Deutschland GmbH & Co. KG, Wiesbaden
Alfasigma GmbH, Munich
Ambu GmbH, Bad Nauheim
Aohua Photoelectricity Endoscopy Co., Ltd., Shanghai
Berufsverband Niedergelassener Gastroenterologen Deutschlands (bng) e.V., Ulm
BioCer Entwicklungs-GmbH, Bayreuth
BODY Products Relax Pharma und Kosmetik GmbH, Frechen
Boston Scientific Medizintechnik GmbH, Düsseldorf
BOWA MEDICAL, Gomaringen
CapsoVision Inc., Saratoga / The United States
Celltrion Healthcare Deutschland GmbH, Bad Homburg vor der Höhe
Cook Medical, Limerick / Ireland
Creo Medical GmbH, Langenfeld
Deutsche Gesellschaft für Endoskopiefachberufe e.V. (DEGEA), Herne
Deutsche Gesellschaft für Endoskopie und Bildgebende Verfahren (DGE-BV) e.V., Munich
DR. FALK PHARMA GMBH – Scientific & Educational Excellence Partner of FALK
FOUNDATION E.V., Freiburg
Dr. Henke Medical Training + Education, Leipzig
Dr. Weigert, Hamburg
Edlich & Habel c/o SE Innovate GmbH, Buchholz
EndoMed Systems GmbH, Ravensburg
endorepair GmbH, Weßling
Endoscope Complete Services GmbH & Co. KG, Schönberg
Erbe Elektromedizin GmbH, Tübingen
ESGE - European Society of Gastrointestinal Endoscopy e.V., Munich
FENDO Medizintechnik, Neustadt
Finemedix Co., Ltd., Daegu / South Korea
Fresenius Kabi Deutschland GmbH, Bad Homburg vor der Höhe
FUJIFILM Healthcare Europe GmbH, Ratingen
Johnson & Johnson – Innovative Medicine, Neuss
Kröner Medizintechnik GmbH, Altenkirchen
Leufen Medical GmbH, Berlin
Lilly Deutschland GmbH, Bad Homburg vor der Höhe
Lischka GmbH, Berlin
Loremed GmbH, Oststeinbek
mandel+ rupp medizintechnik GmbH, Erkrath & Taewoong Medical Co. Ltd., Goyang / South Korea
MEDTRONIC, Tolochenaz / Switzerland
MICRO-TECH Europe GmbH, Düsseldorf

MTW-Endoskopie W. Haag KG, Wesel
NEXUS/ E&L GmbH, Nürnberg
Norgine GmbH, Wetzlar
Olympus Deutschland GmbH, Hamburg
Ovesco Endoscopy AG, Tübingen
PENTAX Europe GmbH, Hamburg
Peter Pflugbeil GmbH, Zorneding
PROMEDIA A. Ahnfeldt GmbH, Siegen
SonoScape Medical Germany GmbH, Düsseldorf
Standard Instruments GmbH, Karlsruhe
STERIS Deutschland GmbH, Cologne
Takeda Pharma Vertrieb GmbH & Co. KG, Berlin
Tillotts Pharma GmbH, Berlin
Walz Elektronik GmbH, Leinfelden-Echterdingen & Wieser Medizintechnik GmbH, Egenhofen
& AP NENNO Medizintechnik GmbH, Marl

AbbVie Deutschland GmbH & Co. KG (booth / sponsoring / symposium 31,000 €); Alfasigma GmbH (booth / sponsoring 6,500 €); Ambu GmbH (booth / sponsoring 16,500 €); Aohua Photoelectricity Endoscopy Co., Ltd. (booth / sponsoring 18,400 €); BioCer Entwicklungs-GmbH (booth 2,040 €); BODY Products Relax Pharma und Kosmetik GmbH (booth 4,080 €); Boston Scientific Medizintechnik GmbH (booth / sponsoring / symposium 39,000 €); BOWA MEDICAL (booth 2,040 €); CapsoVision Inc. (booth 2,040 €); Celltrion Healthcare Deutschland GmbH (booth 2,040 €); Cook Medical (booth / sponsoring 27,500 €); Creo Medical GmbH (booth 3,060 €); Dr. Henke Medical Training + Education (booth 2,040 €); Dr. Weigert (booth 2,040 €); Edlich & Habel c/o SE Innovate GmbH (booth 2,040 €); EndoMed Systems GmbH (booth / sponsoring 3,460 €); endorepair GmbH (booth 2,380 €); Endoscope Complete Services GmbH & Co. KG (booth 2,040 €); Erbe Elektromedizin GmbH (booth / sponsoring / symposium 44,500 €); DR. FALK PHARMA GMBH – Scientific & Educational Excellence Partner of FALK FOUNDATION E.V. (booth / sponsoring 25,000 €); FENDO Medizintechnik (booth 2,720 €); Finemedix Co., Ltd. (booth / sponsoring 6,500 €); Fresenius Kabi Deutschland GmbH (booth 2,040 €); FUJIFILM Healthcare Europe GmbH (booth / sponsoring / symposium 47,000 €); Johnson & Johnson – Innovative Medicine (booth / sponsoring / symposium 20,100 €); Kröner Medizintechnik GmbH (booth 2,720 €); Leufen Medical GmbH (booth 4,080 €); Lilly Deutschland GmbH (booth / sponsoring 6,500 €); Lischka GmbH (booth 2,040 €); Loremed GmbH (booth 5,100 €); mandel + rupp medizintechnik GmbH, Erkrath & Taewoong Medical Co. Ltd. (booth / sponsoring 7,520 €); MEDTRONIC (booth / sponsoring 14,000 €); MICRO-TECH Europe GmbH (booth / sponsoring / symposium 46,760 €); MTW-Endoskopie W. Haag KG (booth / sponsoring 23,640 €); NEXUS/ E&L GmbH (booth / sponsoring 11,260 €); Norgine GmbH (booth / sponsoring 16,500 €); Olympus Deutschland GmbH (booth / sponsoring / symposium 88,350 €); Ovesco Endoscopy AG (booth / sponsoring 10,560 €); Pentax Europe GmbH (booth / sponsoring / symposium 47,700 €); Peter Pflugbeil GmbH (booth 2,040 €); PROMEDIA A. Ahnfeldt GmbH (booth 2,040 €); SonoScape Medical Germany GmbH (booth 5,100 €); Standard Instruments GmbH (booth 2,040 €); STERIS Deutschland GmbH (booth / sponsoring 17,520 €); Takeda Pharma Vertrieb GmbH & Co. KG (booth / sponsoring 6,500 €); Tillotts Pharma GmbH (booth / sponsoring 6,500 €); Walz Elektronik GmbH, Wieser Medizintechnik GmbH & AP NENNO Medizintechnik GmbH (booth 4,760 €); Wassenburg Deutschland GmbH (booth / sponsoring 17,260 €).

Without liability - October 2025

An up-to-date overview will be displayed on the website www.endo-duesseldorf.com

Scientific Directors

Torsten Beyna, MD, PD
Horst Neuhaus, MD, Prof.
Evangelisches Krankenhaus Düsseldorf
Kirchfeldstr. 40, 40217 Düsseldorf, Germany
Phone: +49 211 / 919 16 05
Email: medizinische-klinik@evk-duesseldorf.de
www.evk-duesseldorf.de

Congress Organizer



COCS GmbH
Congress Organisation C. Schäfer
Goethestr. 43, 80336 Munich, Germany
Phone: +49 89 / 89 06 77 - 0
Email: iesd@cocs.de
www.cocs.de

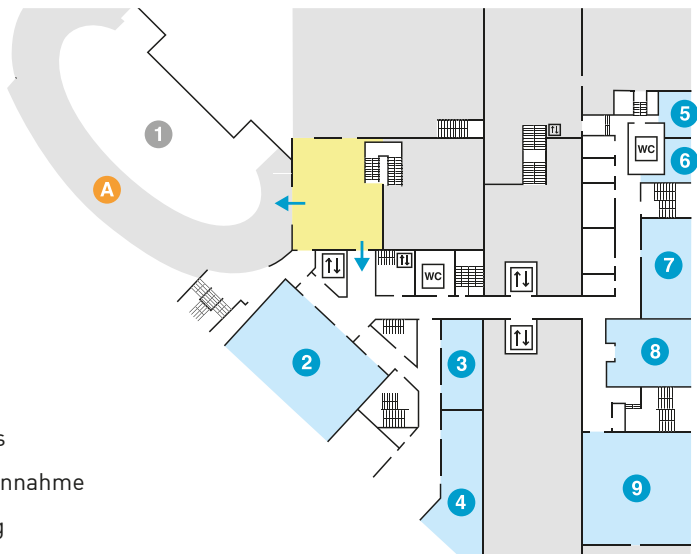
Layout

Elsenbach Design, Hückeswagen
www.elsenbach-design.de

FLOOR PLAN

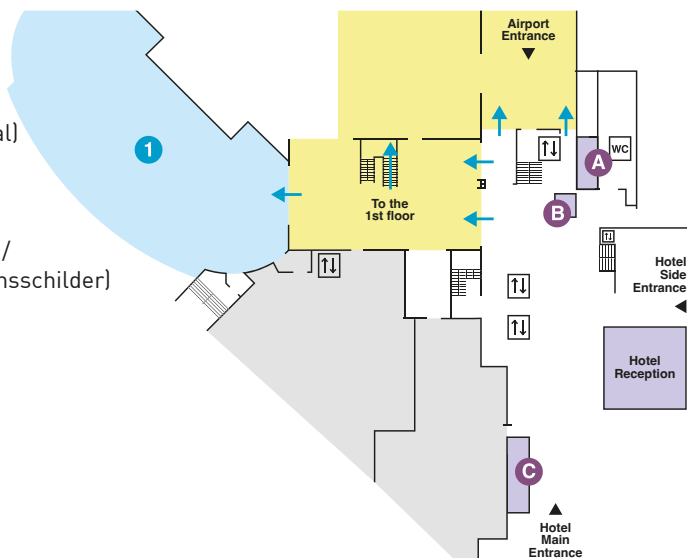
1st Floor / 1. OG

- 1 Room / Raum Maritim
- 2 Room / Raum Peking
- 3 Room / Raum Teneriffa
- 4 Room / Raum Mallorca
- 5 Room / Raum Malta
- 6 Room / Raum Riga
- 7 Room / Raum Moskau
- 8 Room / Raum Dubai
- 9 Room / Raum Mauritius
- A Media Check / Medienannahme
- Exhibition / Ausstellung



Ground Floor / EG

- 1 Room / Raum Maritim (plenary hall / Plenarsaal)
- A Registration Desk / Registrierung
- B Self Print (name badge) / Drucker-Station (Namensschilder)
- C Cloakroom / Garderobe
- Exhibition / Ausstellung





Stay informed



@ Düsseldorf International
Endoscopy Symposium



www.endo-duesseldorf.com