

27TH DÜSSELDORF INTERNATIONAL
ENDOSCOPY SYMPOSIUM
FEBRUARY 6 — 8, 2025
MARITIM HOTEL DÜSSELDORF, AIRPORT CITY
P R O G R A M



27th DÜSSELDORF INTERNATIONAL ENDOSCOPY SYMPOSIUM

February 6 – 8, 2025
Maritim Hotel, Airport City, Düsseldorf
www.endo-duesseldorf.com

Scientific Directors

Torsten Beyna, MD, PD
Horst Neuhaus, MD, Prof.
Evangelisches Krankenhaus Düsseldorf

Congress Coordinators

Nicole Balasus, MD
Tobias Dertmann, MD
Philipp Euler, MD
Rachel Heise-Ginsburg, MD
Jörg Höllerich, MD
Christoph Rüther, MD
Markus Schneider, MD
Thomas Veiser, MD



In cooperation with

Deutsche Gesellschaft für Gastroenterologie, Verdauungs- und Stoffwechselkrankheiten e.V.

The symposium is endorsed by



Berufsverband Niedergelassener Gastroenterologen Deutschlands e.V.



Deutsche Gesellschaft für Endoskopie und Bildgebende Verfahren e.V.



European Society of Gastrointestinal Endoscopy



Japan Gastroenterological Endoscopy Society

ENDORSED BY:




World Endoscopy Organization

TABLE OF CONTENTS

Foreword	03
Overview	04
Scientific program	
Thursday, February 6	06
Friday, February 7	07
Saturday, February 8	10
Faculty	12
General information & registration	16
Industry	
Satellite symposia	18
Sponsors	21
Exhibitors	22
Imprint	24
Floor plan	U3



Symposium Language

English (simultaneous translation into German only in Room Maritim)
The program held only in German is marked with 

FOREWORD

Dear colleagues,

It is our great pleasure to cordially invite you to the 27th edition of our International Endoscopy Symposium in February 2025! At the previous event in February 2024, we were delighted to welcome again around 2,000 attendees to Düsseldorf.

The congress will traditionally take place at the Maritim Hotel Airport City in Düsseldorf, providing ample opportunities for personal interactions with colleagues, business partners, and friends of endoscopy from around the world, as it has for many years.

In recent years, we have enhanced the digital infrastructure of our congress with the introduction of our interactive new web platform, which provides registered participants with exclusive later on-demand access and enables active participation in discussions and TED questions. Additionally, it is optimized for mobile access and provides access to real-time information about the symposium.

Due to the great success in the past two years, the symposium will once again be complemented by a certified hands-on course on the first day of the congress. This course covers both basic techniques and training in advanced endoscopic therapies with tutors from the international and national faculty. Due to overwhelming demand at previous events, we will be offering additional places this year – however, early registration is recommended! Traditionally, on Thursday, several high-profile industry-supported satellite symposia will also take place on-site, making early arrival worthwhile!


As with past symposia, renowned experts from various parts of the world will be present in Düsseldorf, allowing us to learn from each other on an international level. Participants can expect a diverse program including live demonstrations from the Evangelisches Krankenhaus Düsseldorf, mini and satellite symposia, a satellite symposium for nurses, state of the art lectures, and breakout sessions on various topics (snack with the experts). The congress hotel, Maritim Hotel Düsseldorf Airport City, is ideally located at Düsseldorf International Airport and easily accessible from all directions. With state of the art AV and transmission technologies, it provides an ideal professional environment for knowledge and experience exchange. The program is designed to promote your active participation and stimulate discussions. The high number of participants and the very positive survey results from our previous symposia attest to the success of our concept.


The faculty, the congress organization COCS, LUX AV, and our team are looking forward to welcoming you in person once again and wish you an interesting and enjoyable stay in Düsseldorf!

Torsten Beyna



Horst Neuhaus

OVERVIEW

Thursday	Room Mauritius	Room Peking	Room Teneriffa
09.30	Hands-on Session 1 06		
10.30			
11.30			
12.30	Hands-on Session 2 06	Elevating Endoscopy 18	
13.30			
14.30		Colonoscopy 2025: What's new? 18	
15.30	Hands-on Session 3 06	From Basics to Break- throughs: Exploring HPB and DB 18	bng-Symposium: Warum niederlassen? Gründe und Beispiele 06 
16.30			
17.30		Cholangioscopy today! 19	
18.30			

Friday	Room Maritim	Room Dubai	Room Mauritius	Room Teneriffa
08.30 – 10.15	Introduction & Live Demonstrations I 07			
10.15 – 10.45	Break & visit of exhibition			
10.45 – 11.30	1 st Mini Symposium: Advanced endoscopic diagnosis 07			
11.35 – 13.00	Live Demonstrations II 07			
13.00 – 14.05	Break & visit of exhibition			
13.15 – 14.00		Mastering IBD: From Diagnosis to Personalized Therapies 19	Advances in GI resection strategies 19	New Frontiers in Endoscopy – closing the Gap! 19
14.05 – 16.00	Live Demonstrations III 07			
16.00 – 16.30	Break & visit of exhibition	JUGA meets Europe: From learning ERCP to more advanced techniques 08	Symposium  für Pflege- und Assistenzpersonal 08	
16.30 – 17.15	2 nd Mini Symposium: Future of endoscopy and endoscopic surgery 08			
17.30 – 18.30	Snack with the experts A – G (room information onsite)			

OVERVIEW

Saturday	Room Maritim	Room Dubai	Room Mauritius
08.30 – 09.15	3 rd Mini Symposium: Endoscopic management of early colorectal neoplasia 10		
09.20 – 09.40	1 st State of the Art Lecture Less is more in endoscopy – part 2 – lessons learned after 5 years 10		
09.40 – 10.10	Break & visit of exhibition		
10.10 – 12.00	Live Demonstrations IV 10		
12.00 – 13.05	Break & visit of exhibition		
12.15 – 13.00		Seeing is belie-  ving – endoskopische Ziele bei der Krank- heitsbewältigung 20	Endoskopie  und Immuntherapie Kombinationen bei GI-Tumoren 20
13.05 – 13.35	Outcomes of live procedures of the first day 10		
13.35 – 13.55	2 nd State of the Art Lecture Current and future role of therapeutic EUS in hepatobiliary endoscopy 10		
13.55 – 15.40	4 th Mini Symposium: New Technologies 11		
15.40	Invitation 2026 11		

 scientific program

 industry symposia

 hands-on courses (limited places; 120 Euro/session)

Hands-on courses on new techniques and devices

Room Mauritius

“Basic” courses are dedicated to endoscopists with no or limited practice in a specific procedure. “Advanced” courses enable experiences to be expanded for those who already have basic skill in clinical practice. In each session of 120 minutes one tutor will teach 6 participants.

Chair: C. Rüther, Düsseldorf; H. Otto, Hamburg

09.30

Session 1

- | | |
|------------------------------|---------------------------------------|
| 1) Basic: ESD upper GIT | 4) Advanced: POEM |
| 2) Basic: EMR colorectum | 5) Advanced: Management of bleeding |
| 3) Basic: EUS interventional | 6) Advanced: ERCP with cholangioscopy |

12.30

Session 2

- | | |
|----------------------------------|----------------------------------|
| 7) Basic: EMR upper GIT | 10) Advanced: ESD upper GIT |
| 8) Basic: Management of bleeding | 11) Advanced: Defect closure |
| 9) Basic: ERCP | 12) Advanced: EUS interventional |

15.30

Session 3

- | | |
|-----------------------------|----------------------------------|
| 13) Basic: EMR upper GIT | 16) Advanced: ESD upper GIT |
| 14) Basic: Defect closure | 17) Advanced: EUS interventional |
| 15) Basic: Barrett ablation | 18) Advanced: EMR colorectum |

+++ ONLY IN GERMAN LANGUAGE  +++

17.00 – 18.30

bng-Symposium

Room Teneriffa

Warum niederlassen – bng Session liefert Gründe und Beispiele

Vorsitz: J. Aschenbeck, Berlin; S. Hörster, Mönchengladbach

17.00

Berufspolitische Rahmenbedingungen
U. Tappe, Hamm

17.20

Warum habe ich mich niedergelassen?
C. Bojarski, Köln

17.40

Niederlassung plus Klinikarbeit – es geht auch beides!
A. Madisch, Frankfurt

18.00

Zusammenfassung und Diskussion
J. Aschenbeck, Berlin; S. Hörster, Mönchengladbach

Various industry satellite symposia will also take place on Thursday (details on page 18).

SCIENTIFIC PROGRAM | Friday, February 7, 2025

- 08.30 – 08.40** **Welcome and Introduction** **Room Maritim**
T. Beyna, Düsseldorf
- 08.40 – 10.15** **Live Demonstrations I** **Room Maritim**
Chair: T. Beyna, Düsseldorf
Panel: B. Abu Dayyeh, Los Angeles; H.-D. Allescher, Garmisch-Partenkirchen; E. Dekker, Amsterdam; I. Gralnek, Afula; G. Rettig, Berlin; H. Yamamoto, Tochigi
- 10.15 – 10.45 Break & visit of exhibition
- 10.45 – 11.30** **1st Mini-Symposium** **Room Maritim**
Advanced endoscopic diagnosis: evidence and clinical practice
Chair: J. Aschenbeck, Berlin; J. Pohl, Hamburg; R. Maselli, Milan
- 10.45 Barrett's esophagus
R. Haidry, London
- 11.00 Gastric cancer and its precursors
S. Seewald, Zurich
- 11.15 Dysplasia in IBD
A. Ebigbo, Augsburg
- 11.35 – 13.00** **Live Demonstrations II** **Room Maritim**
Chair: J. Devière, Brussels
Panel: J. Albert, Stuttgart; M. Barthet, Marseille; J. Bergman, Amsterdam; A. Brückner, Essen; A. Dormann, Cologne; S. Seewald, Zurich
- 13.00 – 14.05 Break & visit of exhibition
- 13.15 – 14.00** **Industry lunch symposia** (details on page 19)
- 14.05 – 16.00** **Live Demonstrations III** **Room Maritim**
Chair: H. Neuhaus, Düsseldorf
Panel: P. Aepli, Luzern; J. Aschenbeck, Berlin; T. Itoi, Tokyo; N. Reddy, Hyderabad; G. Rettig, Berlin; S. Varadarajulu, Orlando
- 16.00 – 16.30 Break & visit of exhibition

SCIENTIFIC PROGRAM | Friday, February 7, 2025

16.30 – 17.15 **2nd Mini Symposium** **Room Maritim**

Future of endoscopy and endoscopic surgery

Chair: J. Albert, Stuttgart; I. Gralnek, Afula; H. Neuhaus, Düsseldorf

16.30 Metabolic and bariatric therapies

B. Abu Dayyeh, Los Angeles

16.50 AI and robotics: status and future perspectives

P. W. Y. Chiu, Hongkong

16.00 – 17.15 **JUGA meets Europe:** **Room Dubai**

From learning ERCP to more advanced techniques

*Chair: C. Fleischmann, Nürnberg; K. Hamesch, Aachen; L. Welsch, Hanau;
J. Zessner-Spitzenberg, Wien*

16.00 ERCP training in Europe: an insight

K. Hamesch, Aachen; K. Pawlak, Stettin; S. Varadarajulu, Orlando

16.15 Discussion

16.25 Quiz: Visual diagnoses and complications in ERCP

F. Borelli, Rome; F. Michael, Frankfurt; Ö. Pamukcu, Niederberg

16.55 EUS vs Percutaneous – a dispute on biliary drainage

M. Hollenbach, Marburg; G. Rahe, Essen

+++ ONLY IN GERMAN LANGUAGE  +++

16.00 – 17.45 **Symposium für Pflege- und Assistenzpersonal** **Room Mauritius**

Vorsitz: U. Pfeifer, Düsseldorf; S. Faiss, Berlin; J. Pohl, Hamburg

16.00 Abtragungstechniken von Polypen und flachen Läsionen im Kolon und Rektum: Leitlinien, Tipps und Tricks

J. Pohl, Hamburg

16.25 Management von Papillen- und Duodenaladenomen

S. Faiss, Berlin

16.50 Maßgeschneiderte endoskopische Verschlusstechniken nach Resektionen, bei Perforationen und Fisteln

P. Aepli, Zürich

17.15 Faux pas bei Einsendungen von Material zur Histologie und Zytologie – Fallberichte und Tipps aus der Sicht der Pathologin

A. Tannapfel, Bochum

17.30 – 18.30 **Snack with the experts**

Room information onsite

No formal lectures but case-based discussions

- A) Endoscopic diagnosis, patient selection and endoscopic en-bloc resection of early gi neoplasia
J. Bergman, T. Beyna, H. Messmann, H. Yamamoto
- B) Management of upper gi motility disorders and diverticula
P. Aepli, H. Neuhaus, T. Rösch, P. Zhou
- C) Endoscopic closure techniques: clipping, suturing, stents and EVT
B. Abu Dayyeh, P. W. Y. Chiu, R. Haidry, S. Seewald
- D) Management of indeterminate pancreatic cystic and solid lesions
M. Barthelet, J. Devière, S. Faiss, T. Itoi
- E) Multidisciplinary approach to indeterminate hilar biliary strictures
G. Costamagna, N. Reddy, S. Varadarajulu, T. Veiser
- F) Women in endoscopy: what it takes to become a female leader (in endoscopy)
E. Dekker, A. Dormann, I. Gralnek, R. Maselli
- G) Brave new world: Ein Monat Hybrid-DRG in der Gastroenterologie 
in Deutschland – Ein erster Erfahrungsaustausch aus Klinik und Praxis
J. Albert, H.-D. Allescher, J. Aschenbeck

SCIENTIFIC PROGRAM | Saturday, February 8, 2025

- 08.30 – 09.15** **3rd Mini Symposium** **Room Maritim**
Endoscopic management of early colorectal neoplasia
Chair: J. Albert, Stuttgart; I. Gralnek, Afula; H. Neuhaus; Düsseldorf
- 08.30 Characterization of lesions: which criteria are useful in daily practice?
H. Yamamoto, Tochigi
- 08.45 Endoscopic resection of colorectal epithelial lesions in 2025: which technique for which lesion?
R. Maselli, Milan
- 09.00 Sessile serrated lesions: detection, therapy and surveillance
E. Dekker, Amsterdam
- 09.20** **1st State of the Art Lecture** **Room Maritim**
Introduction: T. Rösch, Hamburg
- Less is more in endoscopy – part 2 – lessons learned after 5 years**
J. Bergman, Amsterdam
- 09.40 – 10.10 Break and visit of exhibition
- 10.10 – 12.00** **Live Demonstrations IV** **Room Maritim**
Chair: H. Messmann, Augsburg
Panel: A. Brückner, Essen; P. W. Y. Chiu, Hong Kong; G. Costamagna, Rome; R. Haidry, London; P. Zhou, Shanghai
- 12.00 – 13.05 Break and visit of exhibition
- 12.15 – 13.00** **Industry lunch symposia** (details on page 20)
- 13.05 – 13.35** **Outcomes of live procedures of the first day** **Room Maritim**
Case Presentation: P. Euler, Düsseldorf; A. Tannapfel, Bochum
Panel Discussion: P. Aepli, Luzern; H.-D. Allescher, Garmisch-Partenkirchen
- 13.35** **2nd State of the Art Lecture** **Room Maritim**
Introduction: J. Devière, Brussels
- Current and future role of therapeutic EUS in hepatobiliary endoscopy**
S. Varadarajulu, Orlando

- 13.55 – 15.40** **4th Mini Symposium** **Room Maritim**
New Technologies
Chair: T. Beyna, Düsseldorf; A. Dormann, Cologne; S. Seewald, Zurich
- 13.55 Peroral endoscopic myotomy for treatment of upper gi motility disorders in children
P. Zhou, Shanghai
- 14.10 Status and future role of artificial intelligence beyond polyp detection
T. Rösch, Hamburg
- 14.25 Prevention and treatment of resection related gi bleeding in 2025
H. Messmann, Augsburg
- 14.40 EUS and NOTES für endoscopic gastric bypass: vision or reality?
M. Barthet, Marseille
- 14.55 Update on techniques and new devices in ERCP and cholangioscopy
N. Reddy, Hyderabad
- 15.10 Green, greener, endoscopy:
what can we do to make endoscopic service more sustainable?
I. Gralnek, Afula
- 15.25 Role and technique of endoscopic and EUS-guided decompression in post-operative PD obstruction and disconnected duct syndrome
T. Itoi, Tokyo
- 15.40** **Invitation to the 28th International Endoscopy Symposium in February 2026**
T. Beyna, Düsseldorf; H. Neuhaus, Düsseldorf

FACULTY INTERNATIONAL



Abu Dayyeh, Barham, MD, Prof.
Dpt. of Interventional
Gastroenterology
Cedars-Sinai Medical Center
Los Angeles, The United States



Dekker, Evelien, MD, Prof.
Dpt. of Gastroenterology
& Hepatology
Amsterdam UMC
The Netherlands



Aepli, Patrick, MD
Gastroenterologie/
Hepatology
Luzerner Kantonsspital
Luzern, Switzerland



Devière, Jacques, MD, Prof.
Dpt. of Gastroenterology and
Hepato-Pancreatology
Université Libre des Bruxelles
Brussels, Belgium



Barthet, Marc, MD, Prof.
Gastroenterology
Les Hospitiaux Universitaires
de Marseille, France



Galnek, Ian, MD, Prof.
Dpt. of Gastroenterology and
Hepatology
Emek Medical Center
Afula, Israel



Bergman, Jacques, MD, Prof.
Dpt. of Gastroenterology
& Hepatology
Amsterdam UMC
The Netherlands



Haidry, Rehan, MD
Consultant Gastroenterologist,
Interventional Endoscopist
Cleveland Clinic London
England



Chiu, Philip W. Y., MD, Prof.
Faculty of Medicine
The Chinese University of
Hong Kong, China



Itoi, Takao, MD, Prof.
Dpt. of Gastroenterology
and Hepatology
Tokyo Medical University
Japan



Costamagna, Guido, MD, Prof.
Istituto di Clinica
Chirurgica Università
Cattolica del Sacro Cuore
Rome, Italy



Maselli, Roberta, MD, Prof.
Dpt. of Gastroenterology
Humanitas Research
Hospital
Milan, Italy



Reddy, Nageshwar, MD, Prof.
Dpt. of Gastroenterology
& Therapeutic Endoscopy
Asian Institute of
Gastroenterology
Hyderabad, India



Seewald, Stefan, MD, Prof.
GastroZentrum
Klinik Hirslanden
Zurich, Switzerland



Varadarajulu, Shyam, MD
Dpt. of Gastroenterology/
Internal Medicine
Hospital Orlando Health
Orlando, The United States



Yamamoto, Hironori, MD, Prof.
Department of Medicine,
Division of Gastroenterology
Jichi Medical University
Tochigi, Japan



Zhou, Pinghong, MD, Prof.
Endoscopy Center
Zhongshan Hospital of Fudan
University Shanghai,
China

FACULTY NATIONAL



Albert, Jörg G., MD, Prof.
Klinik für Gastroenterologie,
gastrointestinale Onkologie,
Hepatologie und Infektiologie
Klinikum der Landeshaupt-
stadt Stuttgart



Faiss, Siegbert, MD, Prof.
Innere Medizin I
Sana Klinikum Lichtenberg
Berlin



Allescher, Hans-Dieter,
MD, Prof.
Zentrum für Innere Medizin
Klinikum Garmisch-
Partenkirchen GmbH
Garmisch-Partenkirchen



Messmann, Helmut, MD, Prof.
III. Medizinische Klinik
Universitätsklinikum Augsburg
Augsburg



Aschenbeck, Jens, MD
Gastroenterologie
Praxis Dr. Jens Aschenbeck
Berlin



Pohl, Jürgen, MD, Prof.
Innere Medizin I
Asklepios Klinik Altona
Hamburg



Brückner, Annette
Klinik für Innere Medizin
und Gastroenterologie
Elisabeth-Krankenhaus
Essen



Rettig, Gudrun
Innere Medizin I
Sana Klinikum Lichtenberg
Berlin



Dormann, Arno, MD, Prof.
Kliniken der Stadt Köln gGmbH
Zentrum für interdisziplinäre
Viszeralmedizin
Cologne



Rösch, Thomas, MD, Prof.
Klinik für Interdisziplinäre
Endoskopie
Universitätsklinikum
Hamburg-Eppendorf
Hamburg



Ebigo, Alanna, MD, PD
III. Medizinische Klinik
Universitätsklinikum Augsburg
Augsburg



Tannapfel, Andrea, MD, Prof.
Institut für Pathologie
Ruhr-Universität
Bochum



Balasus, Nicole, MD
Medizinische Klinik
Evangelisches Krankenhaus
Düsseldorf



Höllerich, Jörg, MD
Medizinische Klinik
Evangelisches Krankenhaus
Düsseldorf



Beyna, Torsten, MD, PD
Medizinische Klinik
Evangelisches Krankenhaus
Düsseldorf



Neuhaus, Horst, MD, Prof.
Interdisziplinäre
Facharztambulanz RKM740
Düsseldorf



Dertmann, Tobias, MD
Medizinische Klinik
Evangelisches Krankenhaus
Düsseldorf



Pfeifer, Ute, Dr. rer. cur.
Medizinische Klinik
Evangelisches Krankenhaus
Düsseldorf



Euler, Philipp, MD
Medizinische Klinik
Evangelisches Krankenhaus
Düsseldorf



Rütter, Christoph, MD
Medizinische Klinik
Evangelisches Krankenhaus
Düsseldorf



Hartwig, Werner, MD, Prof.
Chirurgische Klinik
Evangelisches Krankenhaus
Düsseldorf



Schneider, Markus, MD
Medizinische Klinik
Evangelisches Krankenhaus
Düsseldorf



Heise-Ginsburg, Rachel, MD
Medizinische Klinik
Evangelisches Krankenhaus
Düsseldorf



Veiser, Thomas, MD
Medizinische Klinik
Evangelisches Krankenhaus
Düsseldorf

GENERAL INFORMATION & REGISTRATION

Venue

Maritim Hotel Düsseldorf, Airport City
Maritim-Platz 1, 40474 Düsseldorf

Opening hours registration desk onsite

Thursday, February 6, 2025, 08.30 – 18.00
Friday, February 7, 2025, 07.30 – 18.15
Saturday, February 8, 2025, 08.00 – 16.00

Website

Please find all important information on our website (e. g. registration link, hotel reservation, photography/recording, general terms).

www.endo-duesseldorf.com



Registration

Please use the online registration on our website.

The registration fee includes admission to the scientific program and access to the media library (all highlights and previous years on demand):

Registration fees	until Dec 15, 2024	from Dec 16, 2024
Physician	EUR 160,-	EUR 190,-
Assistant Physician	EUR 120,-	EUR 140,-
Member of bng / DGE-BV / DGVS / ESGE / JGES / WEO*	EUR 120,-	EUR 140,-
Endoscopy nurse	EUR 40,-	EUR 60,-
Student*	EUR 20,-	EUR 30,-

**Please submit proof upon registration. Otherwise the regular conference fee will be charged.*

In case of cancellation until December 15, 2024 we will reimburse your payment, a service fee of 25 % of your payment will be charged. In case of cancellation after December 15, 2024, no refund can be provided. Cancellation of registration is only possible in a written form. In case of extraordinary circumstances, the organizer reserves the right to hold the event exclusively online.

Accreditation & Certificate

Recognition of the symposium will be applied at the Ärztekammer Nordrhein and at the U.E.M.S. EACCME, as well as at the "Registrierung beruflich Pflegenden".

Your certificate will be sent to you on February 14, 2025 via mail.

IMPRESSIONS



Thursday, February 6, 2025

12.30 – 13.30 Pentax Medical Room Peking

Elevating endoscopy: inspiring progress and innovation in colonoscopy

Chair: T. Beyna, Düsseldorf; R. Maselli, Rome

12.30 The PENTAX Medical WYDR colonoscope: first clinical experience and data
H. Neuhaus, Düsseldorf

12.45 The WYDR: my clinical experience
E. Dekker, Amsterdam

13.00 Red Density: innovation in endoscopic assessment of UC patients
T. Rath, Erlangen

13.15 Ergonomics in colonoscopy: what more can be done?
All

14.00 – 15.00 Olympus Room Peking

Colonoscopy 2025: What's new?

Chair: T. Beyna, Düsseldorf; H. Messmann, Augsburg

Updated ESGE Guideline on colorectal polypectomy and endoscopic mucosal resection – what is relevant for daily routines in endoscopy suites?
E. Dekker, Amsterdam

Texture and color enhancement imaging versus high-definition white-light endoscopy for detection of colorectal neoplasia: outcome of a randomized trial
A. Ebigbo, Augsburg

Will AI improve classification of colorectal lesions?
S. Faiss, Berlin

15.30 – 17.00 Fujifilm Room Peking

From Basics to Breakthroughs: Exploring the Latest Innovations in HPB and Double Balloon Endoscopy

Chair: S. Varadarajulu, Orlando; A. D. May, Wiesbaden

Thursday, February 6, 2025

- 17.15 – 18.15 Boston Scientific** **Room Peking**
Cholangioscopy today! Innovative Approaches for Better Clinical Outcomes
Chair: T. Beyna, Düsseldorf; N. Reddy, Hyderabad
- 17.15 Introduction
T. Beyna, Düsseldorf; N. Reddy, Hyderabad
- 17.20 Update on clinical evidence of cholangioscopy
S. Varadarajulu, Orlando
- 17.35 SOC – future ready!
A. Dechêne, Nürnberg
- 17.50 Beyond Technology – Training for the young endoscopists
tbc
- 18.05 Summary & Closing
T. Beyna, Düsseldorf; N. Reddy, Hyderabad

Friday, February 7, 2025

- 13.15 – 14.00 Abbvie** **Room Dubai**
Mastering IBD: from Diagnosis to Personalized Therapies
Chair: D. Bettenworth, Münster; L. Konopka, Wesseling
- 13.15 – 14.00 ERBE** **Room Mauritius**
Advances in GI resection strategies: exploring new techniques and electro-surgical modes
- 13.15 – 14.00 MICRO-TECH** **Room Teneriffa**
New Frontiers in Endoscopy – closing the Gap!
Chair: R. Pouw, Amsterdam
Speaker: A. Inderson, Leiden; C. Gerges, Krefeld

Saturday, February 8, 2025

+++ ONLY IN GERMAN LANGUAGE  +++

12.15 – 13.00 **J & J Innovative Medicine** **Room Dubai**

Seeing is believing – endoskopische Ziele bei der Krankheitsbewältigung von CED

Chair: A. Lügering, Münster

- 12.15 Eröffnung
A. Lügering, Münster
- 12.20 Stellenwert mukosaler Heilung im Krankheitsverlauf der CED
C. Veltkamp, Essen
- 12.35 Wo stehen wir mit den aktuellen therapeutischen Möglichkeiten bezgl. Erreichens einer mukosalen Heilung
D. Bettenworth, Münster
- 12.50 Diskussion

+++ ONLY IN GERMAN LANGUAGE  +++

12.15 – 13.00 **AstraZeneca** **Room Mauritius**

**Suche nach dem gemeinsamen Nenner:
Endoskopie und Immuntherapie Kombinationen bei GI-Tumoren**

- 12.15 Perioperative Studien- und Therapiekonzepte bei gastroösophagealen Tumoren
- 12.25 Diskussion
- 12.30 Adjuvante Studien- und Therapiekonzepte beim HCC
- 12.40 Diskussion
- 12.45 (Neo-)adjuvante Studien- und Therapiekonzepte beim BTC
- 12.55 Diskussion

SPONSORS

We would like to thank the following companies for their support of the symposium:

OLYMPUS

FUJIFILM
Value from Innovation

PENTAX®
MEDICAL

abbvie

**Boston
Scientific**
Advancing science for life™

COOK®
MEDICAL

erbe
power your performance.

Falk
FOUNDATION e.V.

MT MICRO-TECH
ENDOSCOPY

Johnson&Johnson

Medtronic
Further Together

MTW®
Endoskopie Manufaktur

NORGINE

Bristol Myers Squibb®

FRACTYL
health

Lilly

mandel+rupp
TaeWoong
MEDICAL

nexus | e&I

ovesco
Innovation In scope

STERIS

Takeda

TILLOTTS PHARMA
ZERIA GROUP
"GI-health is our passion™"

WASSENBURG
medical

Without liability - August 2024

EXHIBITION

Take advantage of this opportunity and visit our exhibition on exciting new topics during the following hours:

Friday, February 7, 2025, 08.00 – 18.00

Saturday, February 8, 2025, 08.00 – 15.40

AbbVie Deutschland GmbH & Co. KG, Wiesbaden
Ambu GmbH, Bad Nauheim
AMT Kreienbaum GmbH, Langenfeld
AstraZeneca GmbH, Hamburg
BioCer Entwicklungs-GmbH, Bayreuth
Berufsverband Niedergelassener Gastroenterologen Deutschlands (bng) e.V., Ulm
BODY Products Relax Pharma und Kosmetik GmbH, Frechen
Boston Scientific Medizintechnik GmbH, Düsseldorf
Bristol-Myers Squibb GmbH & Co. KGaA, Munich
CapsoVision Inc., California/The United States
Celltrion Healthcare Deutschland GmbH, Bad Homburg vor der Höhe
Cook Medical, Limerick/Ireland
Creo Medical GmbH, Langenfeld
Deutsche Gesellschaft für Endoskopie und Bildgebende Verfahren (DGE-BV) e.V., Munich
Deutsche Gesellschaft für Endoskopiefachberufe e.V. (DEGEA), Herne
Dr. Henke Medical Training + Education, Leipzig
Dr. Weigert, Hamburg
Edlich & Habel c/o SE Innovate GmbH, Buchholz
Endomed Systems GmbH, Ravensburg
endorepair GmbH, Weßling
Erbe Elektromedizin GmbH, Tübingen
European Society of Gastrointestinal Endoscopy e.V. (ESGE), Munich
Falk Foundation e.V., Freiburg
Fendo Medizintechnik, Neustadt
Ferring Arzneimittel GmbH, Kiel
Fractyl Health, Burlington/The United States
Fresenius Kabi Deutschland GmbH, Bad Homburg
FUJIFILM Healthcare Europe GmbH, Ratingen
J&J Innovative Medicine, Neuss
Kröner Medizintechnik GmbH, Altenkirchen
Leufen Medical GmbH, Berlin
Lilly Deutschland GmbH, Bad Homburg
Lischka GmbH, Berlin
mandel + rupp medizintechnik GmbH, Erkrath &
Taewoongmedical, Co. Ltd., Goyang/South Korea
Medtronic, Neuhausen am Rheinfall/Switzerland
MICRO-TECH Europe GmbH, Düsseldorf
MTW-Endoskopie W. Haag KG, Wesel
NEXUS/ E&L GmbH, Nürnberg

Norgine GmbH, Wetzlar
Olympus Deutschland GmbH, Hamburg
Ovesco Endoscopy AG, Tübingen
Pentax Europe GmbH, Hamburg
Peter Pflugbeil GmbH, Zorneding
Promedia Medizintechnik A. Ahnfeldt GmbH, Siegen
Q3 Medical Group, Dublin/Ireland
SonoScape Medical Germany GmbH, Düsseldorf
Standard Instruments GmbH, Karlsruhe
STERIS Deutschland GmbH, Cologne
Takeda Pharma Vertrieb GmbH & Co. KG, Berlin
Tillotts Pharma GmbH, Berlin
Walz Elektronik GmbH, Rohrdorf & Wieser Medizintechnik GmbH, Egenhofen &
AP Nanno Medizintechnik GmbH, Leinfelden-Echterdingen
Wassenburg Deutschland GmbH, Mönchengladbach

AbbVie Deutschland GmbH & Co. KG (booth / sponsoring / symposium 31,000 €); Ambu GmbH (booth 2,040 €); AMT Kreienbaum GmbH (booth 2,040 €); AstraZeneca GmbH (booth / symposium 8,040 €); BioCer Entwicklungs-GmbH (booth 1,360 €); BODY Products Relax Pharma und Kosmetik GmbH (booth 4,080 €); Boston Scientific Medizintechnik GmbH (booth / sponsoring / symposium 39,000 €); Bristol-Myers Squibb GmbH & Co. KGaA (booth / sponsoring 6,500 €); CapsoVision Inc. (booth 2,040 €); Celltrion Healthcare Deutschland GmbH (booth 2,040 €); Cook Medical (booth / sponsoring 30,000 €); Creo Medical GmbH (booth 4,080 €); Dr. Henke Medical Training + Education (booth 2,040 €); Dr. Weigert (booth 2,040 €); Edlich & Habel c/o SE Innovate GmbH (booth 2,720 €); Endomed Systems GmbH (booth 3,060 €); endorepair GmbH (booth 2,380 €); Erbe Elektromedizin GmbH (booth / sponsoring / symposium 43,600 €); Falk Foundation e.V. (booth / sponsoring 25,000 €); Fendo Medizintechnik (booth 2,720 €); Ferring Arzneimittel GmbH (booth 2,040 €); Fractyl Health (booth / sponsoring 6,500 €); Fresenius Kabi Deutschland GmbH (booth 2,040 €); FUJIFILM Healthcare Europe GmbH (booth / sponsoring / symposium 47,000 €); J&J Innovative Medicine (booth / sponsoring / symposium 22,600 €); Kröner Medizintechnik GmbH (booth 2,720 €); Leufen Medical GmbH (booth 4,080 €); Lilly Deutschland GmbH (booth / sponsoring 6,500 €); Lischka GmbH (booth 2,040 €); mandel + rupp medizintechnik GmbH & Taewoongmedical, Co. Ltd. (booth / sponsoring 7,520 €); Medtronic (booth / sponsoring 16,500 €); MICRO-TECH Europe GmbH (booth / sponsoring / symposium 39,050 €); MTW-Endoskopie W. Haag KG (booth / sponsoring 23,640 €); NEXUS/E&L GmbH (booth / sponsoring 11,260 €); Norgine GmbH (booth / sponsoring 16,500 €); Olympus Deutschland GmbH (booth / sponsoring / symposium 85,850 €); Ovesco Endoscopy AG (booth / sponsoring 9,560 €); Pentax Europe GmbH (booth / sponsoring / symposium 45,900 €); Peter Pflugbeil GmbH (booth 2,040 €); Promedia Medizintechnik A. Ahnfeldt GmbH (booth 4,080 €); SonoScape Medical Germany GmbH (booth 2,040 €); Standard Instruments GmbH (booth 2,040 €); STERIS Deutschland GmbH (booth / sponsoring 12,620 €); Takeda Pharma Vertrieb GmbH & Co. KG (booth / sponsoring 6,500 €); Tillotts Pharma GmbH (booth / sponsoring 6,500 €); Q3 Medical Group (booth 4,080 €); Walz Elektronik GmbH, Wieser Medizintechnik GmbH & AP Nanno Medizintechnik GmbH (booth 4,760 €); Wassenburg Deutschland GmbH (booth / sponsoring 11,260 €)

Without liability - August 2024

An up-to-date overview will be displayed on the website www.endo-duesseldorf.com

IMPRINT

Scientific Directors

Torsten Beyna, MD, PD
Horst Neuhaus, MD, Prof.
Evangelisches Krankenhaus Düsseldorf
Kirchfeldstr. 40
40217 Düsseldorf, Germany
Phone: +49 211 / 919 16 05
E-mail: medizinische-klinik@evk-duesseldorf.de
www.evk-duesseldorf.de

Congress Organizer



COCS GmbH
Congress Organisation C. Schäfer
Tal 12, 80331 Munich, Germany
Phone: +49 89 / 89 06 77 - 0
E-mail: iesd@cocs.de
www.cocs.de

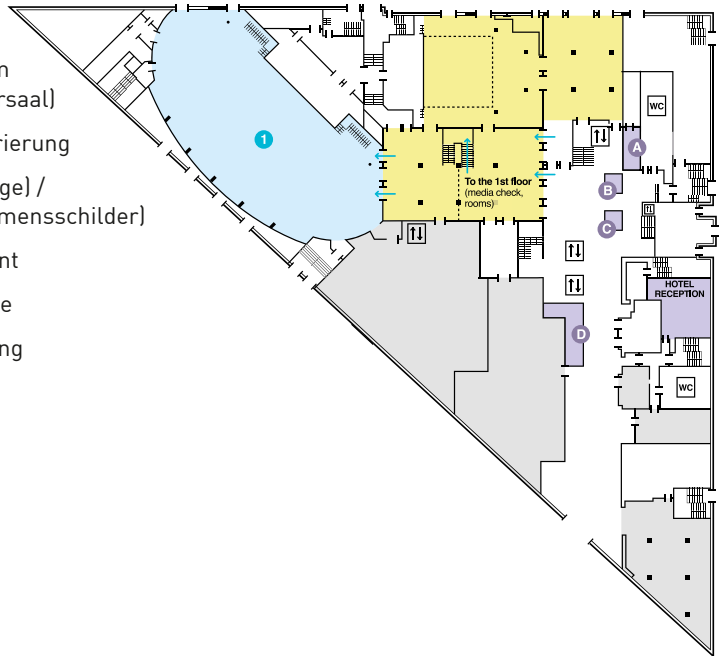
Layout

Elsenbach Design, Hückeswagen
www.elsenbach-design.de

FLOOR PLAN

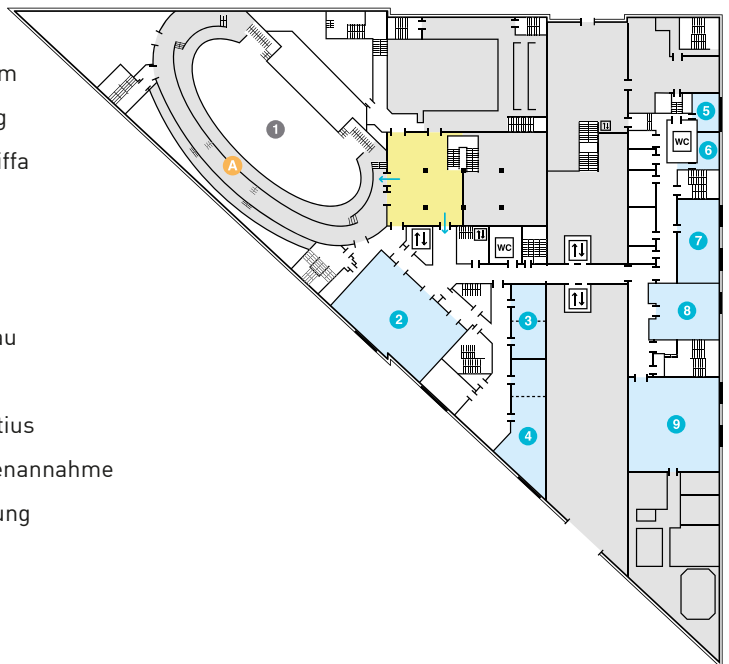
Ground Floor / EG

- 1 Room/Raum Maritim (plenary hall / Plenarsaal)
- A Registration/Registrierung
- B Self Print (name badge) / Drucker-Station (Namensschilder)
- C Photo Point/Fotopoint
- D Wardrobe/Garderobe
- Exhibition/Ausstellung



1st Floor / 1. OG

- 1 Room/Raum Maritim
- 2 Room/Raum Peking
- 3 Room/Raum Teneriffa
- 4 Room/Mallorca
- 5 Room/Raum Malta
- 6 Room/Raum Riga
- 7 Room/Raum Moskau
- 8 Room/Raum Dubai
- 9 Room/Raum Mauritius
- A Media Check/Medienannahme
- Exhibition/Ausstellung



Stay informed



@ Düsseldorf International
Endoscopy Symposium



www.endo-duesseldorf.com